

2024



A LEVEL




PHOTOGRAPHY

SUMMER TRANSITION WORK




# Two Frames Films





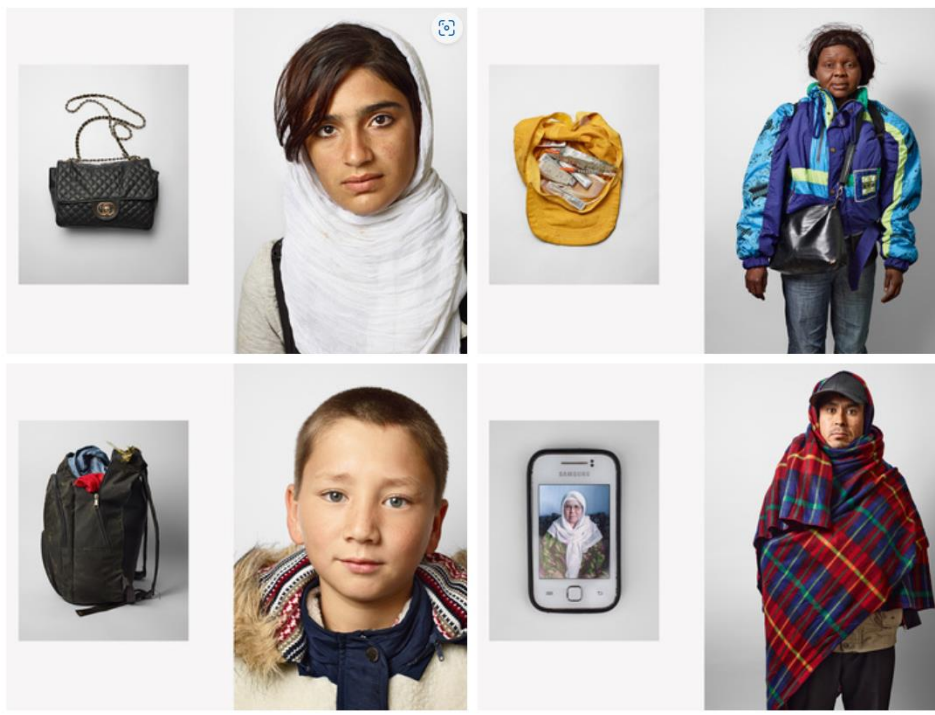
# MIKE TERRY

Dptychs




# JAMES MOLLISON

What refugees carry with them



# JOHN MACLEAN

Two and Two



# OSMA HARVILAHTI


Africa





## NARRATIVE

Tell a story with different shots,  
look at before and after



## CONNECT

Find similarities in shape/tone with  
different things



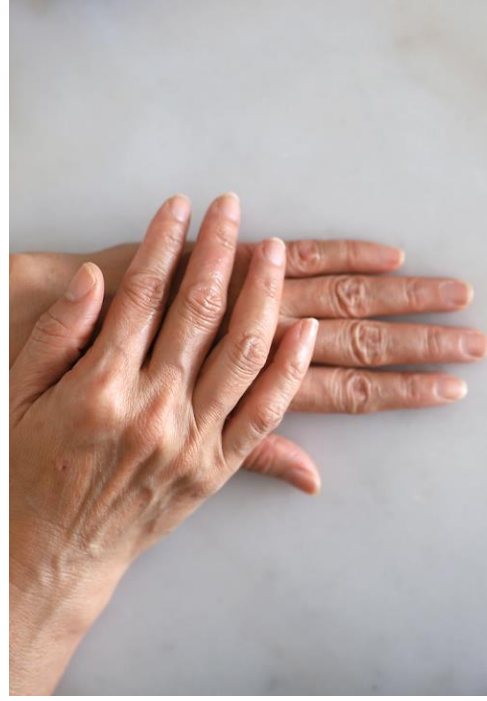
## VIEWPOINTS

Shoot the same thing from  
different angles/zooms



## COMAPRE/CONTRAST

Look for opposite pairs of similar  
things



# PIXLR®



## PIXLR

Both a free phone app and a website – you can edit your photos in a variety of split frames

# befunky

## BEFUNKY

Both a free phone app and a website – you can edit your photos in a variety of split frames

# H

## HALFRAME

Not free (99p) but allows you to shoot your 2 photos together and will add retro film filters to achieve different effects

## KODAK EKTAR

Or you could try out a film camera - £50 on Amazon...? (this one takes 2 side by side photos)



The screenshot shows the Amazon product page for the Kodak Ektar H35 Half Frame Film Camera. The page includes a product image, a price of £40.79 (48.95 incl. VAT), a 4.3-star rating, and a 'Buy Now' button. The product description states: 'KODAK EKTAR H35 Half Frame Film Camera, 35mm, Reusable, Focus-Free, Lightweight, Easy-to-Use (Black) (Film & AAA Battery are not Included)'. The page also shows a 'Quantity' dropdown set to 1, an 'Add to Basket' button, and a 'Downloadable VAT Invoice' option. The URL in the browser is https://www.amazon.co.uk/KODAK-Reusable-Focus-Free-Lightweight-Included/dp/B081J1D5G7th=1.

# What we want

- 2-6 well chosen researched DIPTYCH photos (photos that are deliberately taken/presented closely side by side and are meant to be seen as a pair) with artist names and a short explanation/justification of what interests you about each one

THEN EITHER:

- A minimum of 4 pairs of photos exploring ONE of the themes from slide 4

OR

- A minimum of 1 pair of photos exploring EACH of the themes from slide 4

PLUS

- An analysis of your best/favourite pair of photos explain why

## SKETCHBOOK

Buy or make a sketchbook (any size/format is OK) and print/present your work in it – please make sure you are able to bring it to school

## DIGITAL

Use PowerPoint/Google Slides to present your work – make sure it is saved to a memory stick or cloud based storage you can access at school.